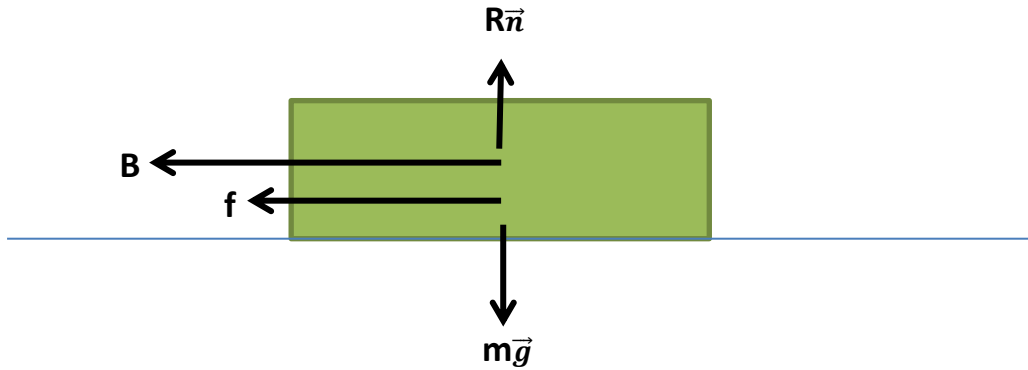


**APPENDIX N**

**LINE 13 – PARIS METRO**

**N.1. Determine the braking acceleration**

Determining the braking acceleration will be done by the mechanical model. The step of determining the braking acceleration will be examined by dividing the mechanical form of the train.



The equation as follow :

$$-B - f + R\vec{n} - m\vec{g} = m.a$$

Braking forces = 1900 N/ton

Mass train = 130.8 ton =  $13.08 \cdot 10^4$  kg

$$B = 1900 \text{ N/ton} \cdot 130.8 \text{ ton} \\ = 248,520 \text{ N}$$

Friction forces = 100 N/ton

$$f = 100 \text{ N/ton} \cdot 130.8 \text{ ton} \\ = 13,080 \text{ N}$$

Then :

$$-B - f = m.a$$

$$- 258,520 \text{ N} - 13,080 \text{ N} = 13.08 \cdot 10^4 \cdot a$$

$$a = -2 \text{ m/s}^2$$

Result : The acceleration (negative) after the braking point is  $-2 \text{ m/s}^2$ . In this research negative acceleration symbolized by  $-K$ .

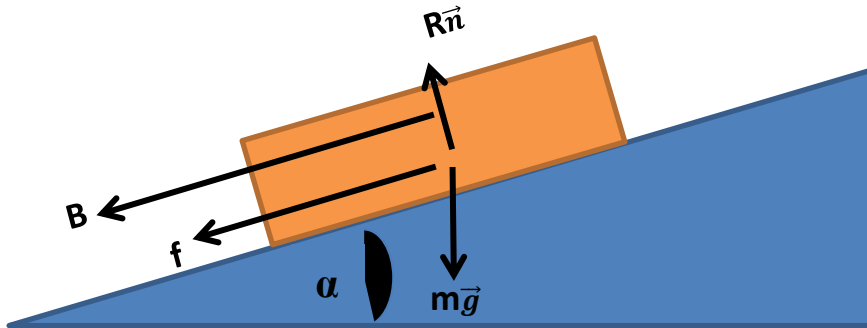
## N.2. Determine braking state

The velocity after the braking is 20 km/h which is 5.56 m/s. But in this process the braking velocity will be re-determined if the braking velocity do not utilize on the maximum state.

There is 3 state of the train when the brakes applied which is  $(t_b, d_b, v_b)$ . So to determine the braking point is following the equation below :

$$d_b = \frac{v_b^2}{2(K + a_g)}$$

$a_g$  = acceleration due to the gradient of the track, in this research the assumption of there is no gradient will be applied.



So, the braking point will be :

$$d_b = \frac{v_b^2}{2(K + a_g)}$$

$$= \frac{5.56^2}{2(2+0)}$$

$$= 7.7284 \text{ m}$$

To recheck if the velocity of the brake is at the maximum state can use the following equation :

$$v_b = \sqrt{2(K + a_g) \cdot d_b}$$

$$= \sqrt{2(2 + 0) \cdot 7.7284}$$

$$= 5.56 \text{ m/s}$$

Result : The braking point before the next station is 7.7284m with braking velocity 5.56m/s.

**N.3. Determine the coasting phase**

To determine the coasting point we can use the following equation :

$$V_t = V_0 + a.t$$

$$22.22 = 0 + 0.81 .t$$

$$t_{\text{acceleration}} = 27.43 \text{ s}$$

So the distance that has been travelled during the acceleration phase is :

$$\begin{aligned} S &= V_0.t + 0.5.a.t^2 \\ &= 0. 27.43 + 0.5 . 0.81 . 27.43^2 \\ &= 304.72 \text{ m} \end{aligned}$$

The travelled distance during the coast phase as following equation :

$$S_c = \text{Total length interstation} - S - db$$

$$\begin{aligned} S_c &= 776\text{m} - 304.72 - 7.7284\text{m} \\ &= 463.5516 \text{ m} \end{aligned}$$

**N.4. Determine the acceleration of the coasting phase**

The acceleration of the coasting during the coasting phase will be varies as the following equation

$$\begin{aligned} S_c &= \frac{V^2 - V_b^2}{2ac} \\ 463.5516 &= \frac{22.22^2 - 5.56^2}{2ac} \\ a_c &= 0.5 \text{ m/s.} \end{aligned}$$

**N.5. Proposed Model**

There are several point on this proposed model which is :

1. The duration time
2. The energy consumption
  - Energy using during the acceleration phase for 1 station
  - Energy using during the coasting phase for 1 station
  - Energy using during the braking phase for 1 station
  - Total energy using for 1 station
  - Total energy using for 1 line which is LINE 13
3. Implementation and analysis for the proposed model

**N.5.1. The duration time**

The duration of the brake phase is :

$$\begin{aligned} T_b &= \frac{V_b}{K+a_g} \\ &= \frac{5.56}{2} \\ &= 2.78s \end{aligned}$$

The coasting time will be

$$S = V_0 t + 0.5 \cdot a \cdot t^2$$

$$463.5516 = 22.22 \cdot t + 0.5 \cdot 0.5 \cdot t^2$$

$$t_{\text{coasting}} = 17.43s$$

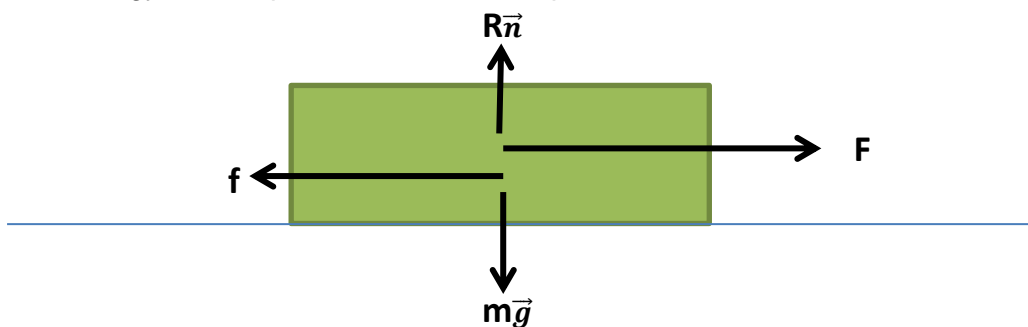
$$\text{Total time for the journey} = t_{\text{acceleration}} + t_{\text{coasting}} + t_{\text{braking}}$$

$$= 27.43 + 17.43 + 2.78$$

$$= 47.64 \text{ s}$$

**N.5.2. The energy consumption**

- The energy consumption for acceleration phase for 1 station



$$F - f + R\vec{n} - m\vec{g} = m \cdot a$$

$$F = f + m \cdot a$$

$$= 100 \cdot 130.8 + 130,800 \cdot 0.81$$

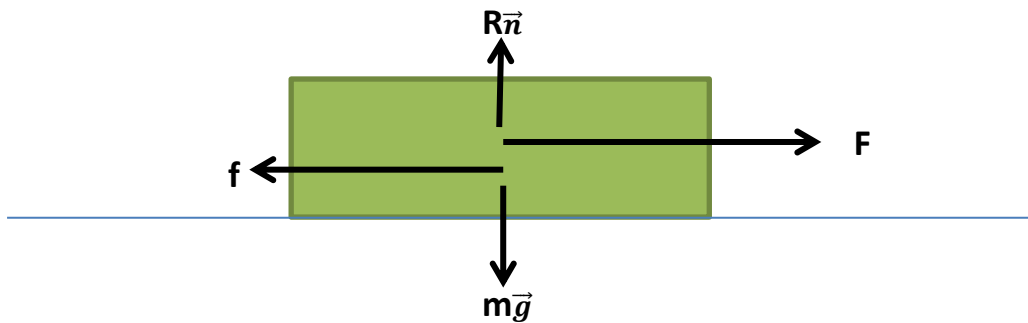
$$= 119,028 \text{ N}$$

$$\text{Energy} = F \cdot S$$

$$= 119,028 \cdot 304.72$$

$$= 36,270,212.16 \text{ J}$$

- The energy consumption for coasting phase for 1 station



$$F - f + R\vec{n} - m\vec{g} = m.a$$

$$F = f + m.a$$

$$= 100 \cdot 130.8 + 130,800 \cdot 0.5$$

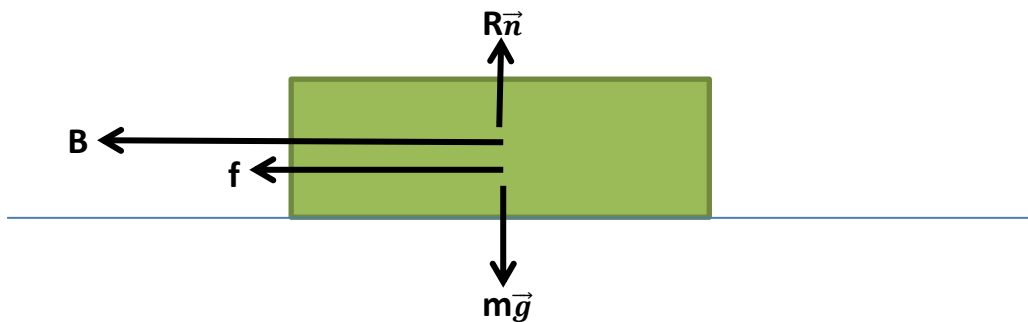
$$= 78,480 \text{ N}$$

$$\text{Energy} = F.S$$

$$= 78,480 \cdot 463.5516$$

$$= 36,379,529.57 \text{ J}$$

- The energy consumption for braking phase for 1 station



$$-B - f + R\vec{n} - m\vec{g} = m.a$$

$$-B = m.a + f$$

$$= 130,800 \cdot 2 + 1,900 \cdot 130.8$$

$$= 510,120 \text{ N}$$

$$\text{Energy} = |B| \cdot d$$

$$= 510,120 \cdot 7.7284$$

$$= 3,942,411.408 \text{ J}$$

- Total energy using for 1 station

$$\begin{aligned}\text{Energy Total} &= \text{Energy}_{\text{acceleration}} + \text{Energy}_{\text{coasting}} + \text{Energy}_{\text{braking}} \\ &= 36,270,212.16 \text{ J} + 36,379,529.57 \text{ J} + 3,942,411.408 \text{ J} \\ &= 76,592,153.14 \text{ J}\end{aligned}$$

- Total energy consumption for line 13

$$\begin{aligned}\text{Total energy consumption} &= 32 \text{ station} \cdot \text{Energy Total} \\ &= 32 \cdot 76,592,153.14 \text{ J} \\ &= 2,450,948,900 \text{ J}\end{aligned}$$

### N.5.3. Implementation and Analysis

The power consumption for the initial system is 1500 KW. So the energy consumption for the line 1 with 32 station is 1500 kW x 32 menit = 800 kWh = 2,880,000,000Joule. With the proposed model, we can save the energy up to 429,051,100 J or 119.18 kWh.

From the [www.carbontrust.co.uk/energy](http://www.carbontrust.co.uk/energy) , we can convert the energy into Carbon and CO<sub>2</sub> emission. The carbon and CO<sub>2</sub> emission saving can be seen in Table N.1

Table N.1 Carbon and CO<sub>2</sub> emission

Fuel		Line 13	
		kg C	kg Co2
Grid electricity	Delivered	13,94406	51,2474
	Primary	124,5789	19,7958
Natural gas		6,173524	22,6442
Coal		9,737006	35,754
Coke		12,03718	44,0966
Petroleum Coke		11,04799	40,5212
Gas / diesel oil		8,10424	29,795
Heavy fuel oil		8,449862	30,9868
Petrol		7,80629	28,6032
LPG		6,829014	25,0278
Jet Kerosene		7,80629	28,6032
Ethane		6,49531	23,836
Naphtha		8,449862	30,9868
Refinery gas		6,49531	23,836